



Similar to the illustration

grid | power VR L

Series OPzV/power.bloc OPzV

Valve regulated
lead-acid batteries

grid | power VR L Series OPzV

Typical applications:

- Telecommunications
 - Mobile phone stations
 - BTS-stations
 - Off-grid/on-grid solutions
- Traffic systems
 - Signalling
 - Lighting
- Security lighting

Your benefits:

- Maintenance-free regarding water refilling – due to innovative Gel-technology
- Very high expected service life – due to optimized lead-calcium alloy
- Very high cycle stability – due to tubular plate design
- Maximum compatibility – design according to DIN 40742
- Optimal space utilization – due to possibility of horizontal arrangement
- Higher short-circuit safety even during the installation – based on HOPPECKE system connectors

grid | power VR L Series power.bloc OPzV

Typical applications:

- Telecommunications
 - Mobile phone stations
 - BTS-stations
 - Off-grid/on-grid solutions
- Traffic systems
 - Signalling
 - Lighting
- Security lighting

Your benefits:

- Maintenance-free regarding water refilling – due to innovative Gel-technology
- High expected service life – due to optimized lead-calcium alloy
- Very high cycle stability – due to tubular plate design
- Maximum compatibility – design according to DIN 40744
- Higher short-circuit safety even during the installation – based on HOPPECKE system connectors
- Easy assembly and installation – battery lid with integral handle





Capacities, dimensions and weights

Series OPzV	DIN Type	C ₁₀ /1.80 V Ah	C ₅ /1.77 V Ah	C ₃ /1.75 V Ah	C ₁ /1.67 V Ah	max.* Weight kg	max.* Length L mm	max.* Width W mm	max.* Height H mm	Fig.
grid power VRL 2-215 **	4 OPzV 200 **	213	199	183	141	18.3	105	208	420	A
grid power VRL 2-270 **	5 OPzV 250 **	267	248	228	177	22.2	126	208	420	A
grid power VRL 2-325 **	6 OPzV 300 **	320	298	274	212	26.5	147	208	420	A
grid power VRL 2-420 **	5 OPzV 350 **	412	365	324	236	29.7	126	208	535	A
grid power VRL 2-500 **	6 OPzV 420 **	494	438	387	283	35.0	147	208	535	A
grid power VRL 2-580 **	7 OPzV 490 **	577	510	453	330	42.2	168	208	535	A
grid power VRL 2-720 **	6 OPzV 600 **	718	625	543	388	49.4	147	208	710	A
grid power VRL 2-960 **	8 OPzV 800 **	958	835	723	517	66.9	215	193	710	B
grid power VRL 2-1080 **	9 OPzV 900 **	1080	938	815	581	77.6	215	235	710	B
grid power VRL 2-1200 **	10 OPzV 1000 **	1200	1040	906	646	81.6	215	235	710	B
grid power VRL 2-1320 **	11 OPzV 1100 **	1320	1146	995	710	92.3	215	277	710	B
grid power VRL 2-1440 **	12 OPzV 1200 **	1440	1250	1086	775	96.4	215	277	710	B
grid power VRL 2-1570 **	12 OPzV 1500 **	1570	1315	1146	795	111.4	215	277	855	B
grid power VRL 2-1830 **	14 OPzV 1750 **	1832	1532	1339	927	144.0	215	400	815	C
grid power VRL 2-2100 **	16 OPzV 2000 **	2090	1750	1530	1059	153.7	215	400	815	C
grid power VRL 2-2360 **	18 OPzV 2250 **	2355	1969	1721	1192	180.0	215	490	815	D
grid power VRL 2-2620 **	20 OPzV 2500 **	2620	2190	1911	1324	187.3	215	490	815	D
grid power VRL 2-2880 **	22 OPzV 2750 **	2878	2407	2104	1457	213.2	215	580	815	D
grid power VRL 2-3140 **	24 OPzV 3000 **	3140	2625	2295	1589	223.1	215	580	815	D

C₁₀, C₅, C₃ and C₁ = Capacity at 10 h, 5 h, 3 h and 1 h discharge

* according to DIN 40742 data to be understood as maximum values

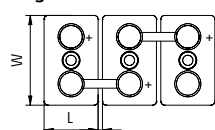
** also for horizontal application usage

Series power.bloc OPzV	DIN Type	C ₁₀ /1.80 V Ah	C ₅ /1.77 V Ah	C ₃ /1.75 V Ah	C ₁ /1.67 V Ah	max.* Weight kg	max.* Length L mm	max.* Width W mm	max.* Height H mm	Fig.
grid power VRL 12-50	12 V power.bloc OPzV 50	51	45	40	30	34.0	272	205	383	A
grid power VRL 12-100	12 V power.bloc OPzV 100	101	89	80	61	52.0	272	205	383	A
grid power VRL 12-150	12 V power.bloc OPzV 150	152	133	119	91	74.0	380	205	383	A
grid power VRL 6-200	6 V power.bloc OPzV 200	202	178	159	121	51.0	272	205	383	B
grid power VRL 6-250	6 V power.bloc OPzV 250	253	222	199	152	66.0	380	205	383	B
grid power VRL 6-300	6 V power.bloc OPzV 300	304	266	239	182	73.0	380	205	383	B

C₁₀, C₅, C₃ and C₁ = Capacity at 10 h, 5 h, 3 h and 1 h discharge

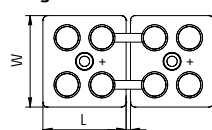
* according to DIN 40744 data to be understood as maximum values

Fig. A Series OPzV



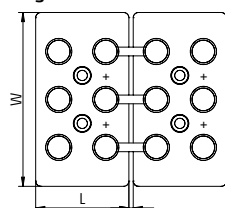
grid | power VRL 2-215 -
grid | power VRL 2-720

Fig. B Series OPzV



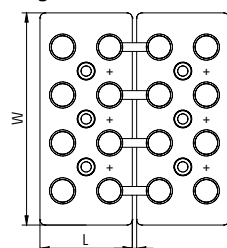
grid | power VRL 2-960 -
grid | power VRL 2-1570

Fig. C Series OPzV



grid | power VRL 2-1830 -
grid | power VRL 2-2100

Fig. D Series OPzV



grid | power VRL 2-2360 -
grid | power VRL 2-3140

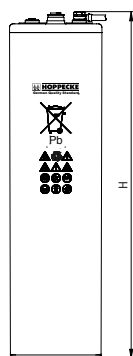
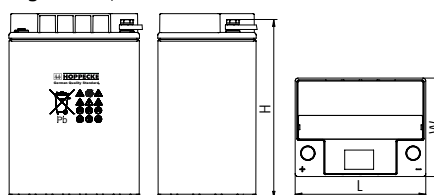
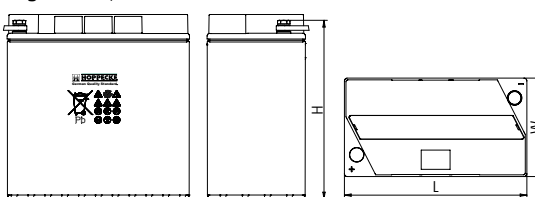


Fig. A Series power.bloc OPzV



grid | power VRL 12-50 -
grid | power VRL 12-150

Fig. B Series power.bloc OPzV



grid | power VRL 6-200 -
grid | power VRL 6-300

Design life: up to 20 years

Optimal environmental compatibility – closed loop for recovery of materials in an accredited recycling system

Design life: up to 15 years

Optimal environmental compatibility – closed loop for recovery of materials in an accredited recycling system

HOPPECKE Batterien GmbH & Co. KG
Bontkirchener Str. 1
D - 59929 Brilon
Tel: +49 (0) 2963 61-374
Fax: +49 (0) 2963 61-270
E-Mail: reservepower@hoppecke.com

